







K-2 Strategies for Reading Together at Home

Reading Skills	Purpose	Prompts for Family Engagement
<p>Get Ready to READ & RETELL</p> 	<p>To prepare children to read and listen closely to the book by sharing a quick preview of the book and/or telling what is happening in the story.</p>	<ul style="list-style-type: none"> • This is a story about... • Before we read, let's predict what this story could be about. • What's happening so far in the story?
<p>ASK Questions</p> 	<p>To ask questions and encourage children to formulate their own questions about the story.</p>	<ul style="list-style-type: none"> • What if...? • Why did...? • How could...? • Notice the picture of __ what do you think about...? • What do you wonder about at this point in the story?
<p>EXPLORE Vocabulary</p> 	<p>To notice and discuss pictures and words. Look for new and interesting words and explore their meaning together.</p>	<ul style="list-style-type: none"> • Describe what you see in the picture. • Can you find a new and interesting word on this page? • Does the picture help you understand the meaning of the word ___? • What do you think the word ___ means in the story?
<p>CONNECT to the Text</p> 	<p>To create a more meaningful reading experience by making personal connections, connections to the world, and connections to other books.</p>	<ul style="list-style-type: none"> • What does this book remind you of? • How do you relate to the character in the story? • Does this book remind you of another book you have read? • How does this story connect with your experiences?
<p>Get to KNOW Characters</p> 	<p>To gather knowledge of the characters (feelings, thoughts, traits, actions, etc.) in order to understand how they impact the story.</p>	<ul style="list-style-type: none"> • Who are the characters? • How do the characters feel? • Do their feelings change throughout the story? • Describe the character's traits.
<p>READ to LEARN</p> 	<p>To learn and share information from a text utilizing the words the author wrote and the text features (table of contents, headings, subheadings, captions, graphs, pictures, glossary, etc).</p>	<ul style="list-style-type: none"> • Share two new facts you learned from the book. • What did you learn from the picture on page___? • Explain how the graph on page___ helped you?